




0327CH19

## Our Friends — Animal

19

The children in the class were startled on hearing the sound *tak*. The sound came from the ceiling fan. Kalyani shouted — Look, look a bird is hurt. Peter got up at once and picked up the bird. It was in pain.



Navjyot and Ali quickly brought water in a bowl. Peter lovingly patted the bird. They held the bowl to the bird's beak. It drank a little water and slowly started flapping its wings. Navjyot told all the children to move back. They noticed that the bird was trying to fly. In a while, the bird flew away...



Next day the children saw a bird circling above them in their classroom. The children tried to find out whether it was the same bird that was hurt the previous day. They quickly switched off the fan and started to clap.



Put the sentences in the correct order :

- ◆ Peter lovingly patted the bird.
- ◆ The children saw a bird circling in their classroom.
- ◆ Navjyot and Ali quickly brought water in a bowl.
- ◆ The bird flew away.
- ◆ The bird hurt itself with the fan.

Shankar was very happy. A cat had given birth to four kittens in the courtyard of his house. He started spending his free time with them.



One morning Shankar was woken up by the cat's cry. (Do you know how a cat cries?) He ran towards the courtyard. He saw that the cat was crying and cuddling its three kittens. One of the kittens was missing. He went outside and found Malini patting a kitten. Shankar called Malini into his courtyard. Malini saw the cat crying.




What do you think Malini would have done?



Discussion on feelings in animals will help develop sensitivity in children towards them.

Bholi is Meenu's cow. Meenu takes Bholi to the field to graze daily.

One day a speeding scooter hit Bholi and hurt her leg. The wound was bleeding heavily.



What will people in Meenu's family do?



Chandu Dhobi looks after his donkey very well. The donkey too does a lot of his work. Look at the pictures and write what are the things that Chandu does for his donkey-



---

---

---

---

---

\* Do you or any of your neighbours have a pet?  
Which one?

---

\* What name have you given to your pet? \_\_\_\_\_  
What do you do when your pet is –

◆ hungry \_\_\_\_\_

◆ feeling hot or cold \_\_\_\_\_

◆ teased by someone \_\_\_\_\_

◆ hurt \_\_\_\_\_

\* We keep some pet animals at home. We look after them too. In the table below are the names of some such animals. Complete the table.

Name of the animal	Why do we keep them
Dog	
	It gives milk.
	It pulls the cart.
Ox	
Hen	
Fish	
	We love it.
Honeybee	




We keep animals as pets and look after them. An understanding of this relationship will help children develop an understanding of interdependence of living beings in the environment.



## Bird bath

Take a small earthen pot having a wide mouth. Tie the pot with a rope and hang it as shown in the picture. Pour some water in the pot and hang it on the branch of a tree or on a hook outside your house. Pour water in it everyday. Observe which birds come to drink water.



- \* Like us, animals also need water to live. There are many other things which are required by both – animals and humans. Write the names of three such things.

---

---

---

You must have included food in your list. You know that we eat a variety of food. Similarly, animals too eat different kinds of food.

- \* Have you ever fed any animal or seen anyone else feeding any animal? If yes, then fill in the table.



Help children make a bird bath. Keep the bird bath outside in the open so that the children can observe the birds closely and get to know about them.

Name of the animal you fed	What did you feed
----------------------------	-------------------

_____	_____
_____	_____
_____	_____
_____	_____
_____	_____



- \* Why do you feed these animals?
- \* Which animal did most children feed?
- \* What did they feed?



\* Do you have these names in your list? Find out what these animals eat?

Rat	Cockroach	Pig	Bat	Crow
Squirrel	Monkey	Spider	Lizard	



Think, has any animal ever eaten your food against your will. How?

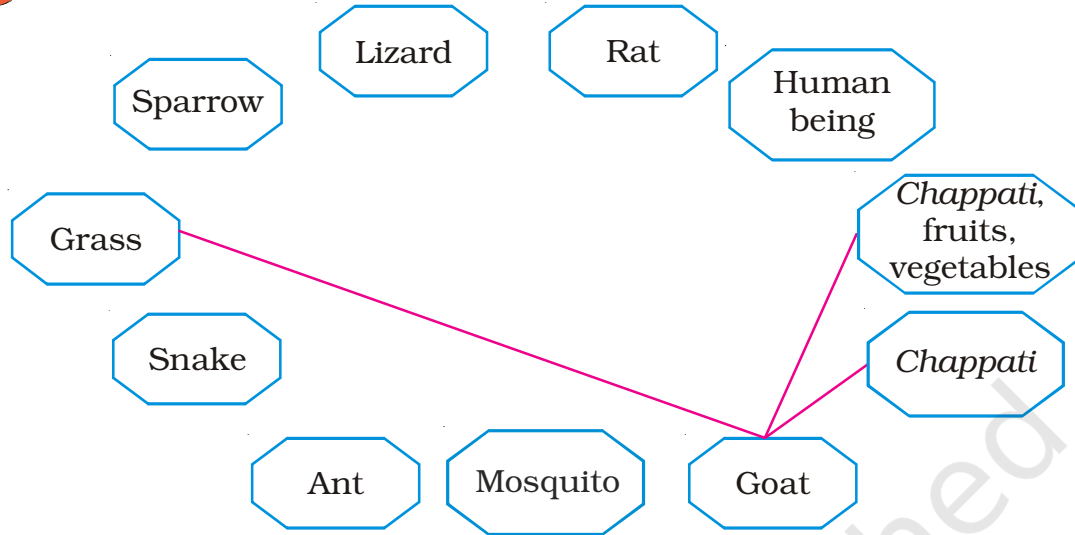
\_\_\_\_\_

\_\_\_\_\_

\_\_\_\_\_



Who eats what? Match by drawing lines of different colours. One example is shown.



Write the names of the animals —

You have touched	You have not touched but you can touch	You cannot touch
_____	_____	_____
_____	_____	_____
_____	_____	_____
_____	_____	_____

We do not go near some animals for the fear that they may bite us, harm us or eat us up!

You have seen that there are some animals whom we can touch. These often live in our houses or around us. Of these, a few animals help us in many ways.



It can be discussed with the children that touching animals means patting them lovingly and not teasing them. The picture given on the next page shows balance in nature. It is essential to clarify this to the children in a simple and easy manner.

# The Queen's Garden

Read this picture and discuss in the class.

